

# **New Approach to Teaching Using Taxonomy**

**Presented by:**

**Emenike O. Irokanulo**

# **Content**

**1. Basic definition**

**2. Purpose**

**3. How we go about it**

**4. Taxonomy/Zone of Proximal Development (ZPD)**

**5. Scaffolding**

**6. Conclusion**

# Taxonomy Definition


- Definition:
  - “A hierarchical organizational structure for the classification of concepts or things”
- A good taxonomy is:
  - Intuitive
  - Consistent
  - Simple

**It refers to the scientific process of categorizing and grouping items.**

# HIERARCHY OF BIOLOGICAL CLASSIFICATION



**EXAMPLE**



# Purpose

**The taxonomy facilitates successful and efficient teaching and learning for both teachers and students.**

# □ The Educational objectives

- **Contains three hierarchical models for organizing learning objectives into domains.**

## The domains include:

- **Cognitive** - *the capacity to deduce the thoughts or beliefs of another individual*
- **Affective** - *pertains to the ability to discern the emotions or feelings of another individual.*
- **Psychomotor** - *physical actions that come straight from mental activities*



## **In Summary these correspond to:**

- **thinking capabilities.**
- **emotional responses.**
- **physical abilities.**

# Learning objectives

- Statements that describe what a student is expected to:
  - know
  - comprehend
  - demonstrate / apply / use / put into practice - at the end of a learning process.

How  
do we go about it?

# **Educational taxonomies and the Zone of Proximal Development (ZPD)**

Both educational taxonomies and the Zone of Proximal Development (ZPD) are important concepts in education that can be complementary.

# Bloom's Taxonomy:

Educators can create learning objectives and assessments using Bloom's Taxonomy, a hierarchical taxonomy of cognitive skills.

Spans the cognitive spectrum from lower-order (like recalling and comprehending) to higher-order (like assessing, analyzing, and producing).

# Zone of Proximal Development (ZPD)

- ❖ **ZPD** focuses on the range of tasks a learner can perform with guidance but not yet independently.
- ❖ It emphasizes the importance of scaffolding and providing appropriate support to help students progress.

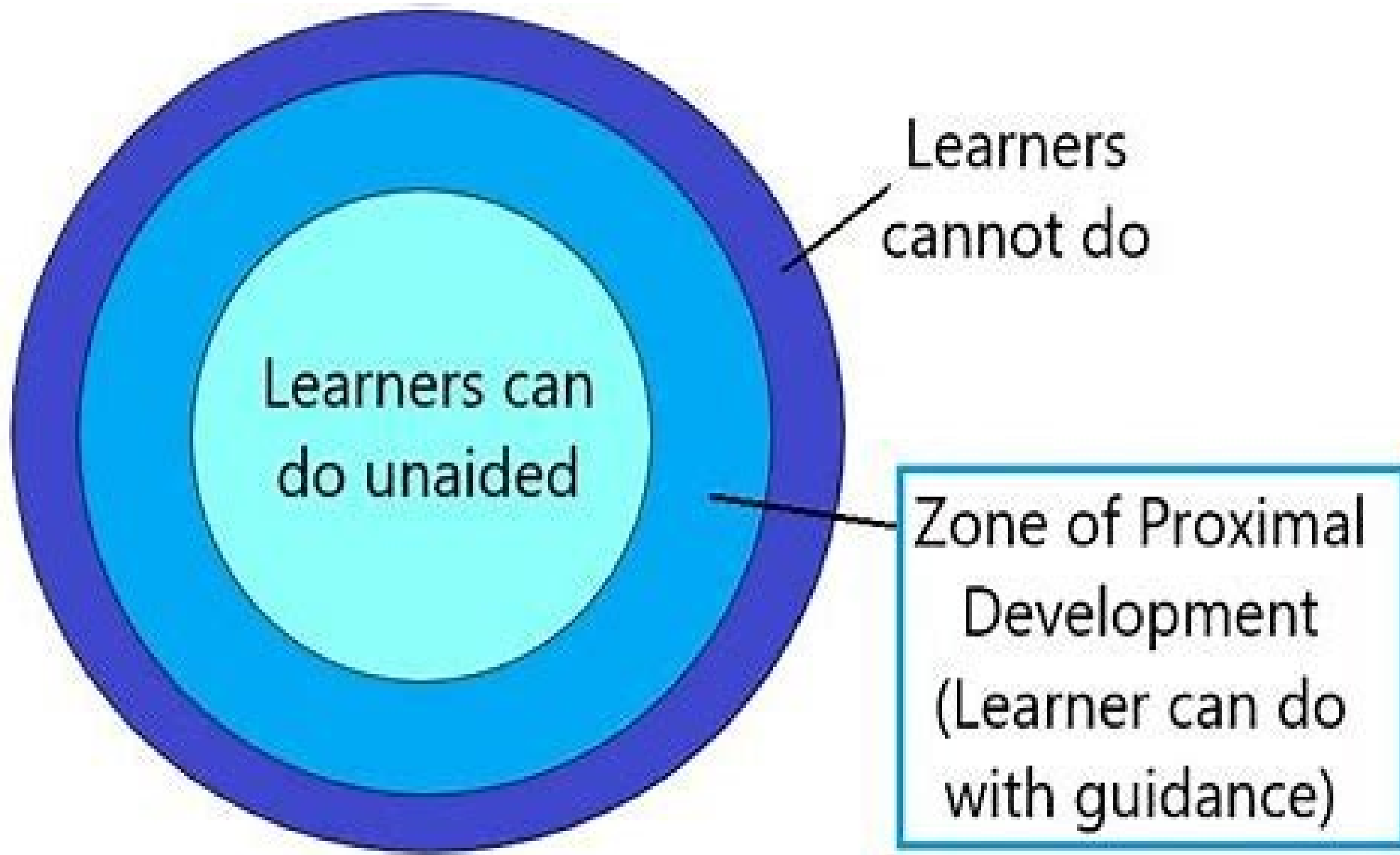
# ZPD Theory

Proposal – Adopt the **zone of proximal development (ZPD)** Theory developed by Soviet psychologist and social constructivist Lev Vygotsky (1896-1934).

The ZPD has been defined as:

“The gap between a person's current level of development, assessed by their ability to solve problems independently, and their potential level of development, indicated by their ability to solve problems with adult direction or in collaboration with more capable peers.”





Learners cannot do

Learners can do unaided

Zone of Proximal Development  
(Learner can do with guidance)

# Zone of Proximal Development

Skills too difficult for a child to master on his/her own, but that can be done with guidance and encouragement from a knowledgeable person.

What is Known

What is not Known

Learning



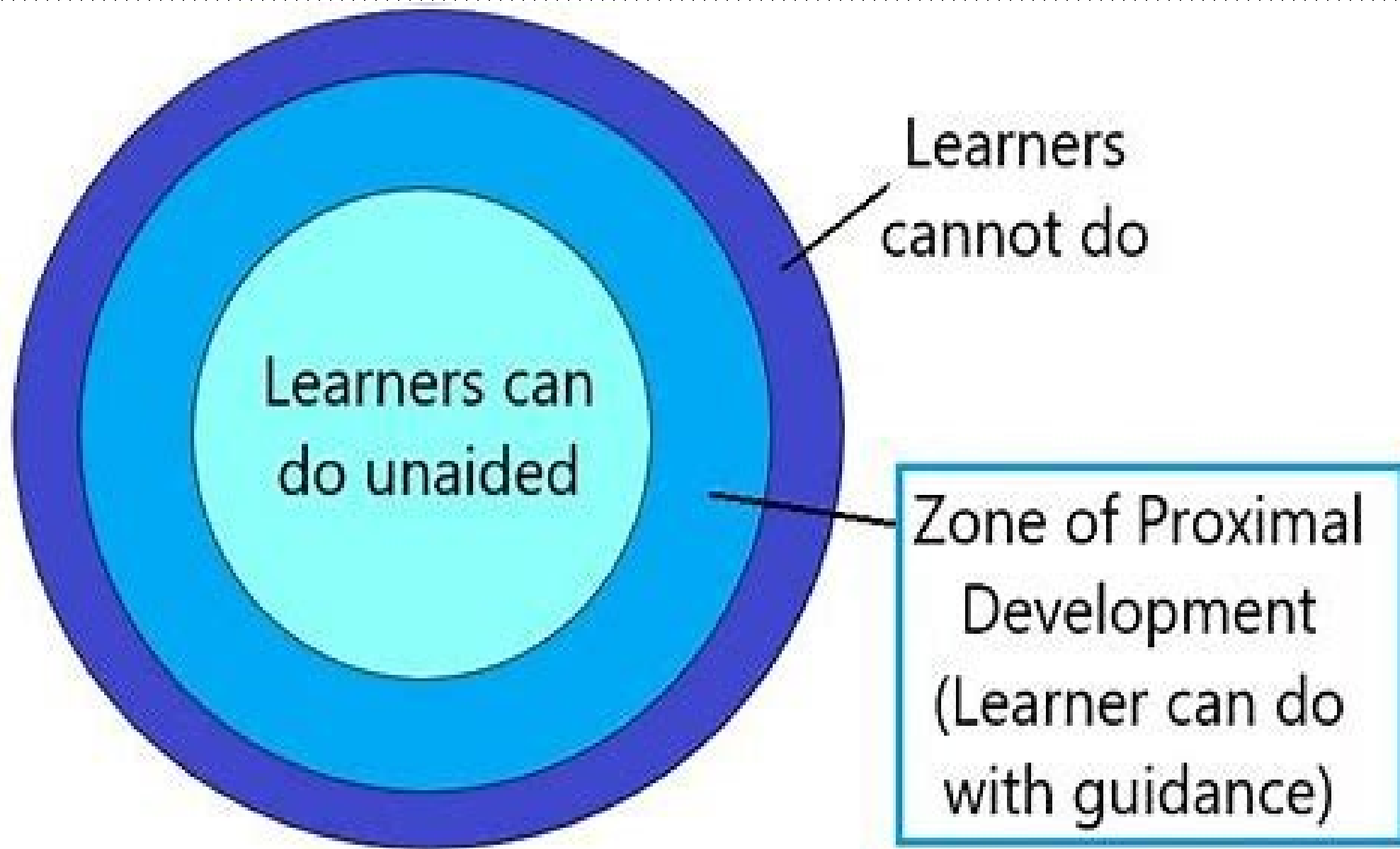
# Note:

- ❖ For teachers, the ZPD is the space between current teaching knowledge and potential new levels with assistance.
- ❖ Willingness to learn enables ZPD progression.

# Scaffolding Theory

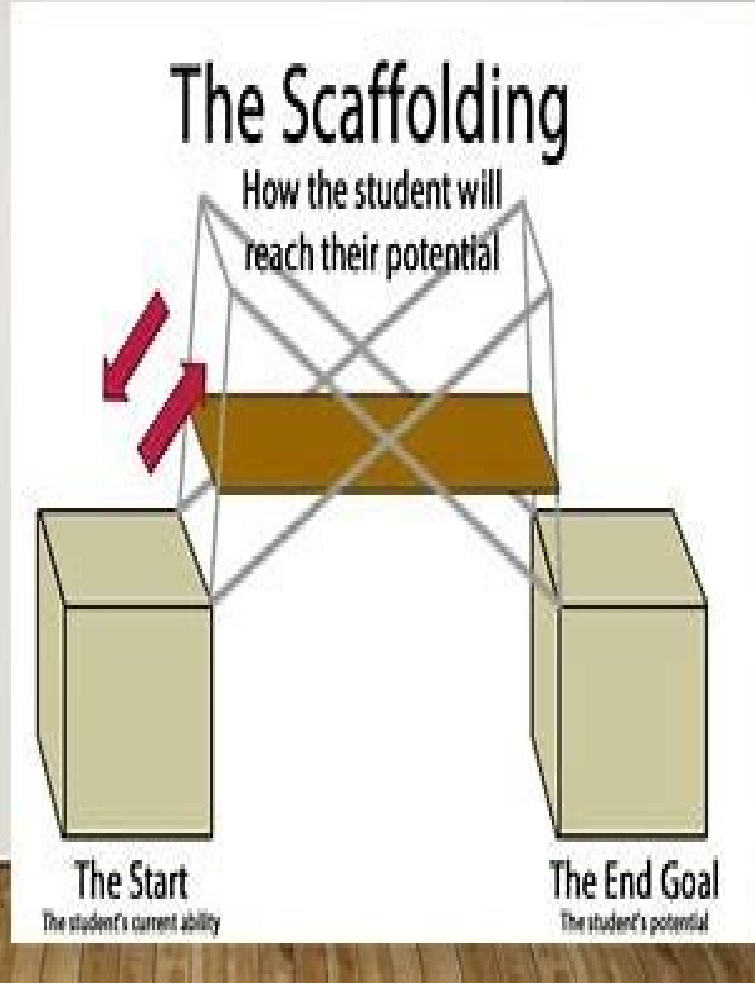
ZPD is now akin with the term “scaffolding”.

Scaffolding is a procedure "that enables a learner to solve a task or achieve a goal that would be beyond his unassisted efforts."



## LEARNING IN THE ZPD

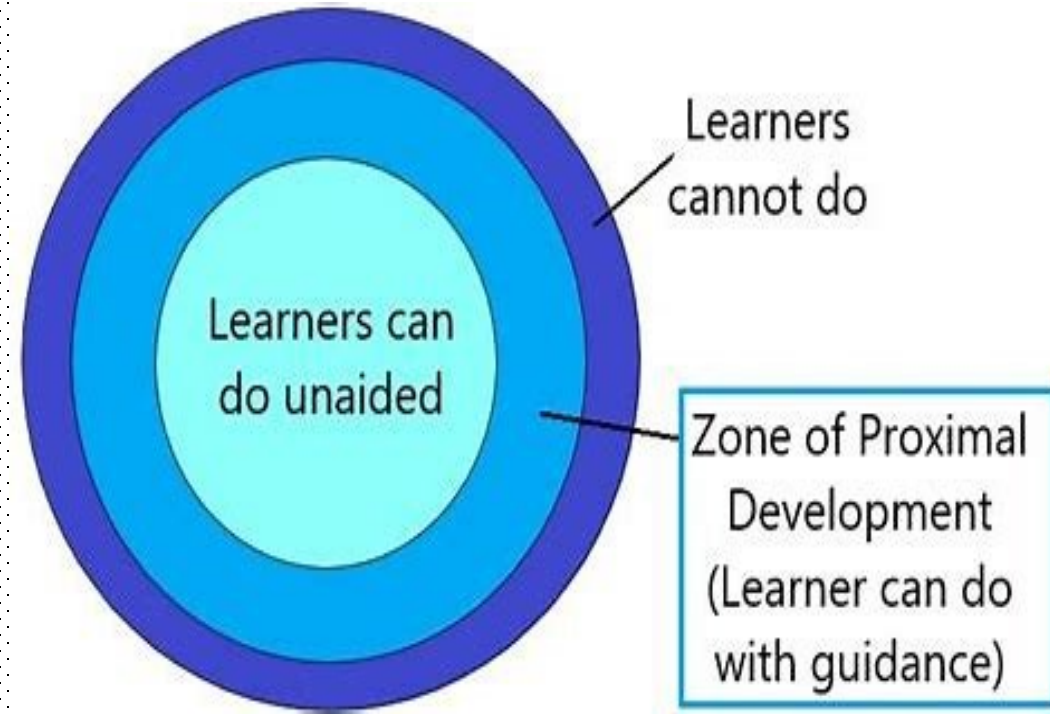
role:  
since is  
gent on what  
vice is doing  
that teacher  
to turn the  
the novice to  
m the task solo



Scaffolding is a set of activities supplied by the teacher to help the learner go through the zone of proximal development.

# Using Scaffolding in the Classroom

**Know Each Student's ZPD:**  
*Understanding your students' present level of knowledge is essential.*



**Encourage Group Work:**  
*Group students based on skill sets and learning levels to maximize learning opportunities.*

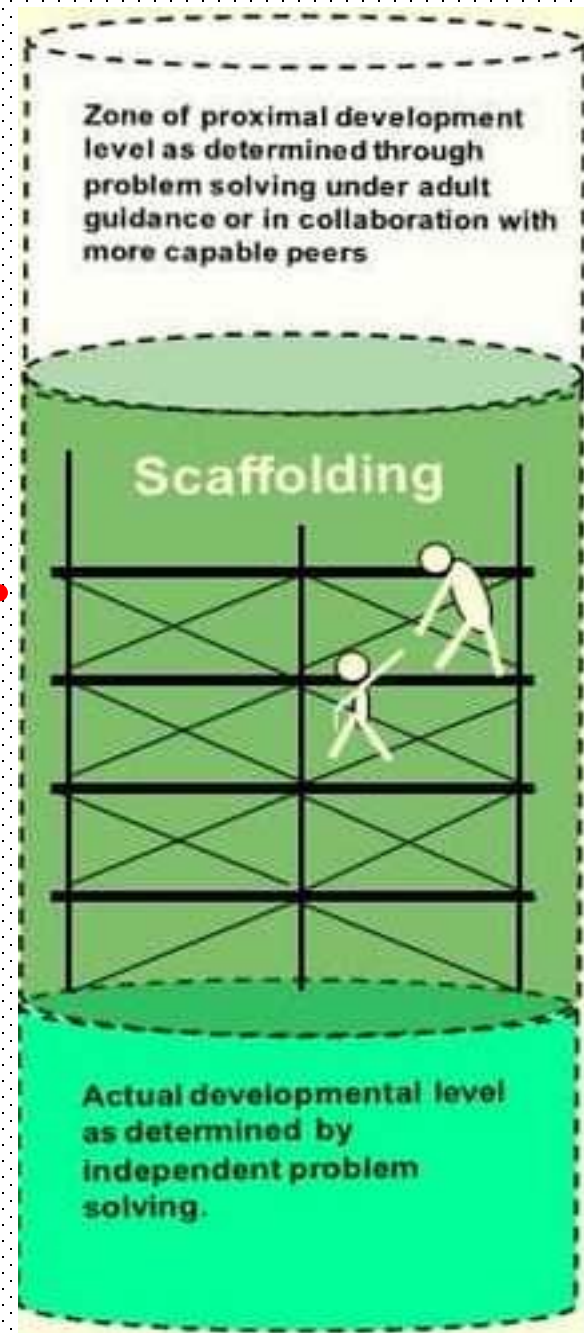


## Don't Offer Too Much Help:

*Allow the student think through the problem, then offer precise recommendations on the next step. Keep asking questions to improve understanding.*

## Have Students Think Aloud:

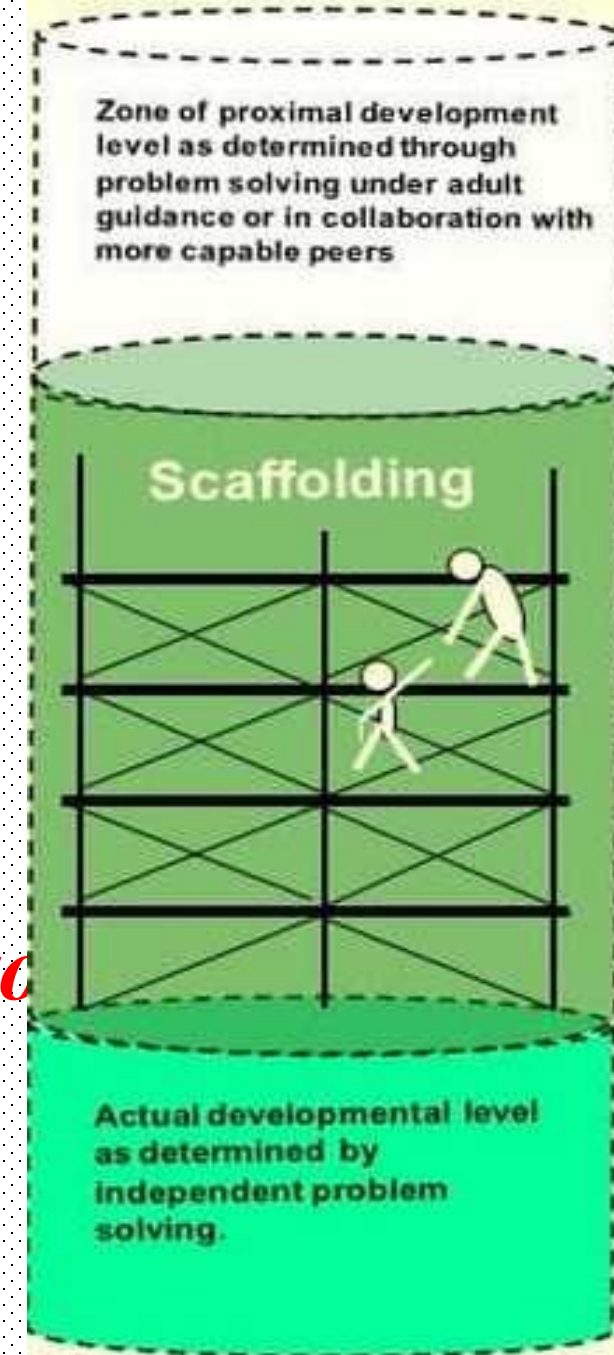
*Evaluate students' mental processes to identify their current skill level (ZPD) and promote active learning.*





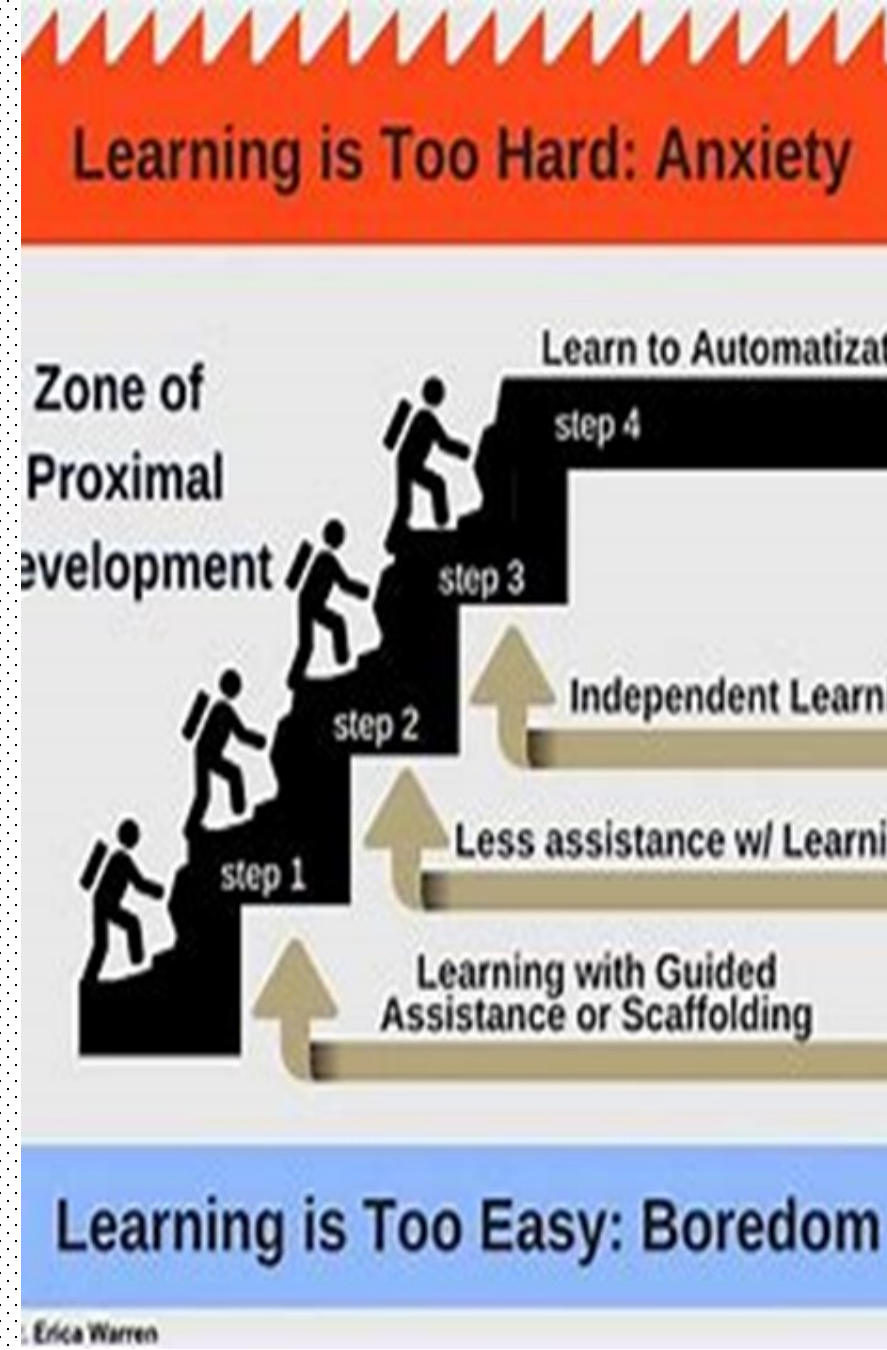
❖ **Identify the ZPD:** *Determine which tasks students can complete with assistance but not on their own. This is their ZPD.*

❖ **Provide Scaffolding:** *Offer support through hints, prompts, modeling, or breaking tasks into smaller steps. This helps students tackle tasks within their ZPD.*



## ❖ Gradually Reduce Support:

*As students become more competent, slowly reduce the level of assistance. This helps them gain independence.*



## ❖ **Encourage Collaboration:**

Group and assign students to mentors who can guide them. Collaborative learning is very beneficial within the ZPD.

❖ **Monitor Progress:** Continually analyze and alter the degree of challenge and support based on student achievement.

Focusing on tasks inside the ZPD helps students achieve more, increasing confidence and competence.

Thank you